


How to Set Up Presto Pay for Scrip Online

Type the following in your browser address bar:

<http://www.shopwithscrip.com/>

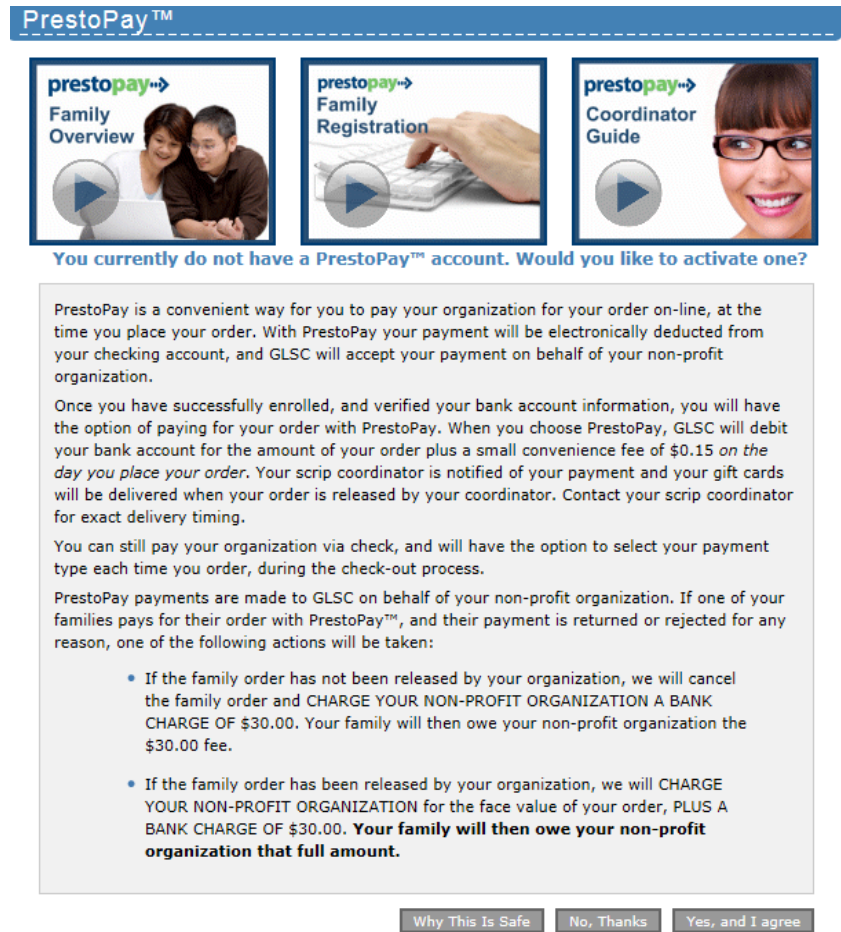
1. Log In



2. Click here

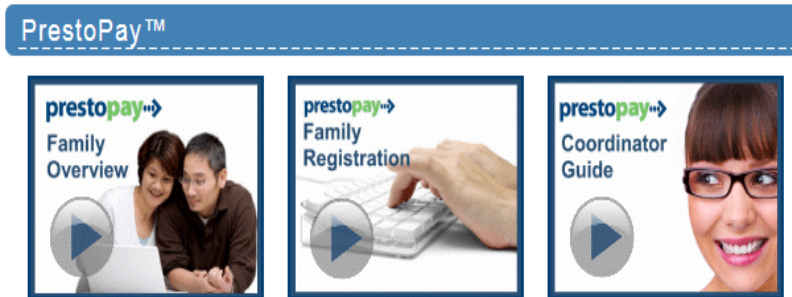


3. Read the terms of prestopay and if you agree click as shown below



4. Click on the Yes, I agree button

5. Enter the necessary information on this screen:

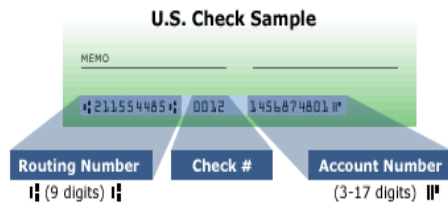


Please enter your account information below.

Bank Name:

Account Name:

Account Type: Checking Savings



Routing Number:

Account Number:



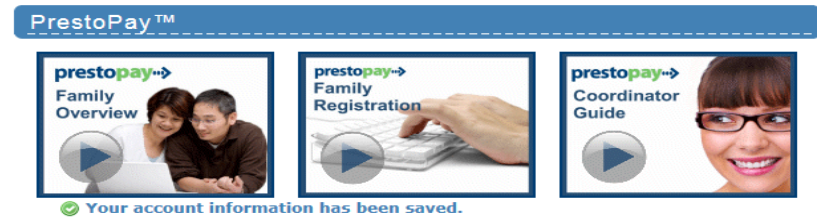
Enter Validation Code:

Be sure to complete all fields.

Then click Next

[Return to Dashboard](#) [Next](#)

6. Read the following screen carefully as there are now a couple days of “wait” time until you can complete the next steps.



Two random amounts of money will be deposited in your checking account that you defined in the previous step. This typically happens within 2 business days of you entering your account information.

As soon as you see the deposits in your account, make a note of the amounts. Then return to this area of ShopWithScrip.com to verify the set-up of your PrestoPay™ account.

After successfully verifying your PrestoPay™ account, you will be sent an approval code. You will need to contact your program coordinator and give them this code to complete the enrollment process.

[Return to Dashboard](#)

7. Next you will receive this email notice:



Thank you for enrolling in Presto Pay. Please remember that in order to finalize the enrollment process, you will need to watch your bank account over the next 2-3 business days for two small deposits that we will place there. When you see these deposits, note the amounts and return to Shop With Scrip to complete the verification process.

Sincerely,

Great Lakes Scrip Center
 ShopWithScrip Support
 1-800-727-4715 option #3
shopwithscrip@qlscrip.com

8. **Once you see the two deposits in your bank account click on the home screen to verify your account and provide the following:**

Complete your PrestoPay™ account verification, and select your PIN
Two small amounts have been deposited into your bank account. After checking your account statement, enter the deposit amounts into the boxes below. Choose a four digit PIN that you will be required to enter when you elect to pay for an order with PrestoPay.

Bank Info	PIN Selection
Bank Name: LMCU	Enter a number between 1000 and 9999
Account Name: Nick Checking	PIN: <input type="text"/>
Account Number:	Verify: <input type="text"/>
Deposit Amounts	
0. <input type="text"/> (Two digits) 6	
0. <input type="text"/> (Two digits)	

[Return to Dashboard](#) [Next](#)

9. **Your approval code will be provided on the next screen and in an email.**

The screenshot shows the ShopWithScrip website interface. At the top, it says "St Paul's Lutheran Church & School/WI" and "Fundraising While You Shop®". A navigation bar includes "Home", "Get Started", "What's New", "Shop", and "My Account". A message box states: "Your PrestoPay™ account has not been approved for St Paul's Lutheran Church & School/WI. Please contact your coordinator and provide them with your approval code. Your approval code is 2465". Below this, there are three video thumbnails: "PrestoPay™ Family Overview", "PrestoPay™ Family Registration", and "PrestoPay™ Coordinator Guide". A section titled "Presto Pay Approval Code." contains the text: "You have successfully verified your PrestoPay™ account information. To complete the enrollment process, you will need your program coordinator's approval. We will be sending you an e-mail that contains a unique approval code. Contact your coordinator with that code, and they can then approve you to make PrestoPay™ purchases. If you do not get the approval code, contact your coordinator and they can send you another." Below this text, it says "Your approval code is 2465". A "Return to Dashboard" button is at the bottom right.

10. **Next you will receive the following email. You may forward this email to St. Paul's scrip coordinator at stpaulsscripwr@gmail.com and the coordinator will approve your account. You're now all set to shop at shopwithscrip.com!**



Your PrestoPay approval code is: **2465**. Please contact your program coordinator and give them this number for the final PrestoPay approval step. If you did not request enrollment in PrestoPay, please contact Shop With Scrip customer service immediately.

Sincerely,

Great Lakes Scrip Center
ShopWithScrip Support
1-800-727-4715 option #3
shopwithscrip@glscrp.com

Your account will be verified by the scrip coordinator and you'll be ready to purchase and pay for you scrip products online!